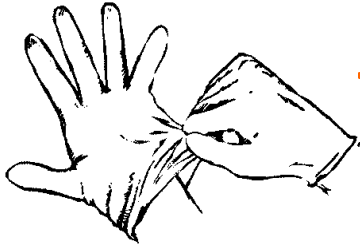


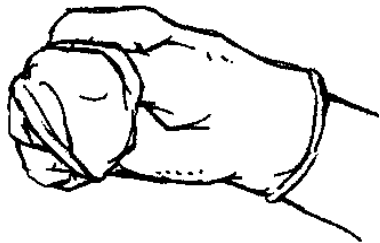
REMOVING DISPOSABLE GLOVES

Remove disposable gloves as soon as possible if they become damaged or contaminated, and remove them after you have completed the task that required gloves. Gloves should also be removed before leaving the work area. **Do not wash and reuse your gloves.** Use new gloves for each new task.

Follow these steps to make sure your hands do not contact any blood or body fluids left on used gloves:

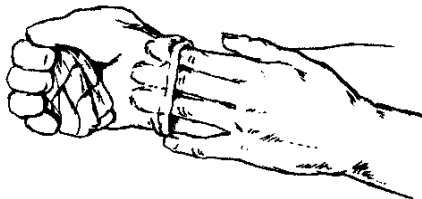


With both hands gloved, grasp the **outside** of one glove at the top of the wrist.

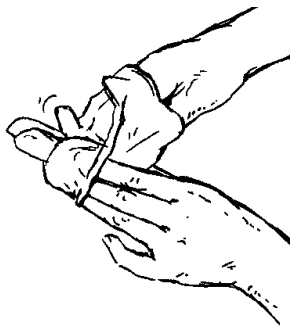


Peel off this glove from wrist to fingertips while turning it inside out, as you pull the glove off your hand and away from you.

Hold the glove you just removed in your gloved hand.



With the ungloved hand peel off the second glove by inserting your fingers on the **inside** of the glove at the top of your wrist.



Turn the glove inside out while tilting it away from you, leaving the first glove inside the second.

- Dispose of the entire bundle promptly in a waterproof garbage bag.
- Wash your hands thoroughly with soap and water as soon as possible after removing gloves and before touching non-contaminated objects and surfaces.